

OPTIONS

Visit amarr.com and access Amarr's Door Designer to view specific designs in various architectural styles.

DECRA TRIM WINDOW INSERTS

Available with Clear or Obscure Glass.

SHORT PANEL

Short Panel DecraTrim inserts available for Heritage, Stratford, Lincoln, and Olympus collections.

CLEAR (C)



OBSCURE (O)




STOCKTON (20)




PRAIRIE (21)



CATHEDRAL (22)



CASCADE (23)




WATERFORD (25)



WAGON WHEEL (26)



SUNRAY (27)



FULL SUNRAY (28) Short Panel



Available for 15'6", 15'8", 16', 17', and 18' widths only.

FULL SUNRAY (28) Long Panel



Available for 15'6", 15'8", 16', 17', and 18' widths only.

FIVE PIECE SUNRAY (29)* for 10' Short Panel Door



*Available only in True White.

THAMES (30) Long Panel



ARCHED THAMES (31) Long Panel



MOONLITE (24) Long Panel



DECRA GLASS™ WINDOWS

Tempered obscure glass with baked-on ceramic designs.

SHORT PANEL

Short Panel DecraGlass windows available for Heritage, Stratford, Lincoln, and Olympus collections.

VICTORIAN (54)



RIVIERA (55)*



CHALET (56)



AMERICANA (57)



HEARTLAND (70)



MISSION (71)



PRAIRIE (72)†



JARDIN (75)



TRELLIS (76)



*Clear glass with printed frost pattern. †Obscure glass with v-groove.

DecraTrim and DecraGlass design visibility varies due to lighting.

STEEL COLORS

See specifications on page 21 for model/availability. Actual paint colors may vary from samples shown.

Amarr steel doors are pre-painted; for custom colors exterior latex paint must be used. Visit amarr.com for instructions on painting.



TRUE WHITE



ALMOND



WICKER TAN



SANDTONE



TERRATONE



DARK BROWN




HUNTER GREEN




GRAY



GOLDEN OAK*



WALNUT*



MAHOGANY*

*Price upcharge applies.